

### ABOUT THE RARE DISEASE

Rare disease information should be presented in a clear and concise manner using the following guidelines:

What you **may** adjust:

- poster background colors
- column titles
- font size and color
- remove “presenter names” and include names

What you **may not** adjust:

- poster size **48" x 36"**
- horizontal poster orientation
- poster template logos (Nemours, HOSA, RDD)
- columns and column information
- picture positions

### WHAT YOU LEARNED FROM INTERVIEW WITH FAMILY/PATIENT


#### **Text**

Be sure to spell check all text and have advisors proofread the poster. In general, authors should:

- use the active tense
- simplify text by using bullet points
- use colored graphs and charts as needed
- use bold to provide emphasis; avoid capitals and underlining
- avoid long numerical tables



Respect your audience—as a general rule, less is more. Use a generous amount of white space to separate elements and avoid data overkill. Refer to websites or other sources to provide a more in-depth understanding of the research.

\*\* Photos should be 300 dpi or greater



*Captions set in a serif style font such as Times, 18 to 24 size, italic style.*

*Captions set in a serif style font such as Times, 18 to 24 size, italic style.*



*Captions set in a serif style font such as Times, 18 to 24 size, italic style.*

### WHAT YOU LEARNED FROM INTERVIEW(S) WITH RESEARCHER AND/OR PHYSICIAN

#### **Images**


TIFFs are the preferred file format for images appearing in printed posters. Avoid the use of low-resolution jpgs, especially those downloaded from the Internet, as they will reproduce poorly.

In order to insert an image, use the menu toolbar at the top of your screen.


Select:

- 1 Insert
- 2 Picture
- 3 From file
- 4 Find and select the correct file on your computer
- 5 Press OK


Be aware of the image size you are importing.



*Captions set in a serif style font such as Times, 18 to 24 size, italic style.*



*Captions set in a serif style font such as Times, 18 to 24 size, italic style.*



*Captions set in a serif style font such as Times, 18 to 24 size, italic style.*

### PROPOSE A CURE OR TREATMENT OR WAY TO IMPROVE THE QUALITY OF LIFE

Nemours will be printing the posters to be ready for Rare Disease Day. **Posters should be uploaded to STEM Premier by February 14, 2019 at 6pm. This is a firm deadline, so competitors should plan accordingly.**

### CONCLUSION

Describe what did you learned through this event. Describe what did you enjoyed most by participating in this event.

A little about yourself (each student) – which Health Science program of study are you enrolled in at your high school, and which healthcare discipline are you most interested in pursuing after high school. **Do not disclose your school name.**

### ACKNOWLEDGEMENTS

Use this space the thank Nemours, your HOSA advisor Delaware HOSA, your patient/family, researchers, and healthcare providers and/or anyone whom made this event and your experience possible.

